



# GRADUATE EMPLOYABILITY RANKINGS 2019

The best institutions  
at engaging with  
employers.

Ben Sowter | Managing Director  
QS Intelligence Unit

Co-host



UNIVERSITÉ  
DE GENÈVE

In partnership with

**Petrus**  
COMMUNICATIONS



INTELLIGENCE UNIT



**Every two days now we create as  
much information as we did from the  
dawn of civilization up until 2003**

ERIC SCHMIDT (2010)  
Former CEO, Google



# OUR AUDIENCE

ACADEMICS

**PROSPECTIVE**  
(INTERNATIONAL)  
**STUDENTS**

ALUMNI

PROSPECTIVE  
PARTNERS

GOVERNMENT

SCHOLARSHIP  
PROVIDERS

CURRENT  
STUDENTS

EMPLOYERS

UNIVERSITY  
LEADERS



# OUR MISSION

To enable

**MOTIVATED  
PEOPLE**

anywhere in the



to fulfil their

**POTENTIAL**



by fostering

**EDUCATIONAL  
ACHIEVEMENT**

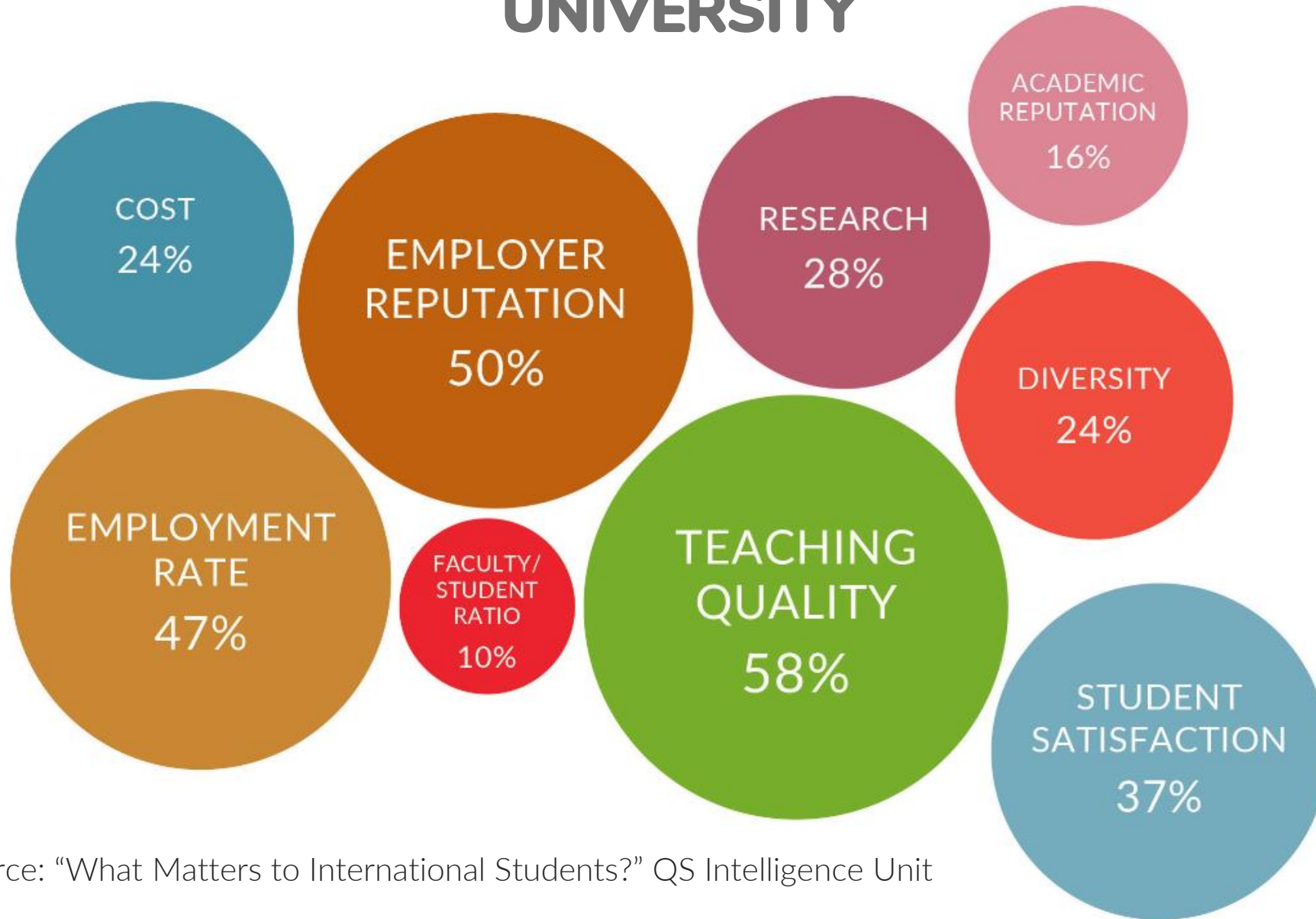
**INTERNATIONAL  
MOBILITY**

and

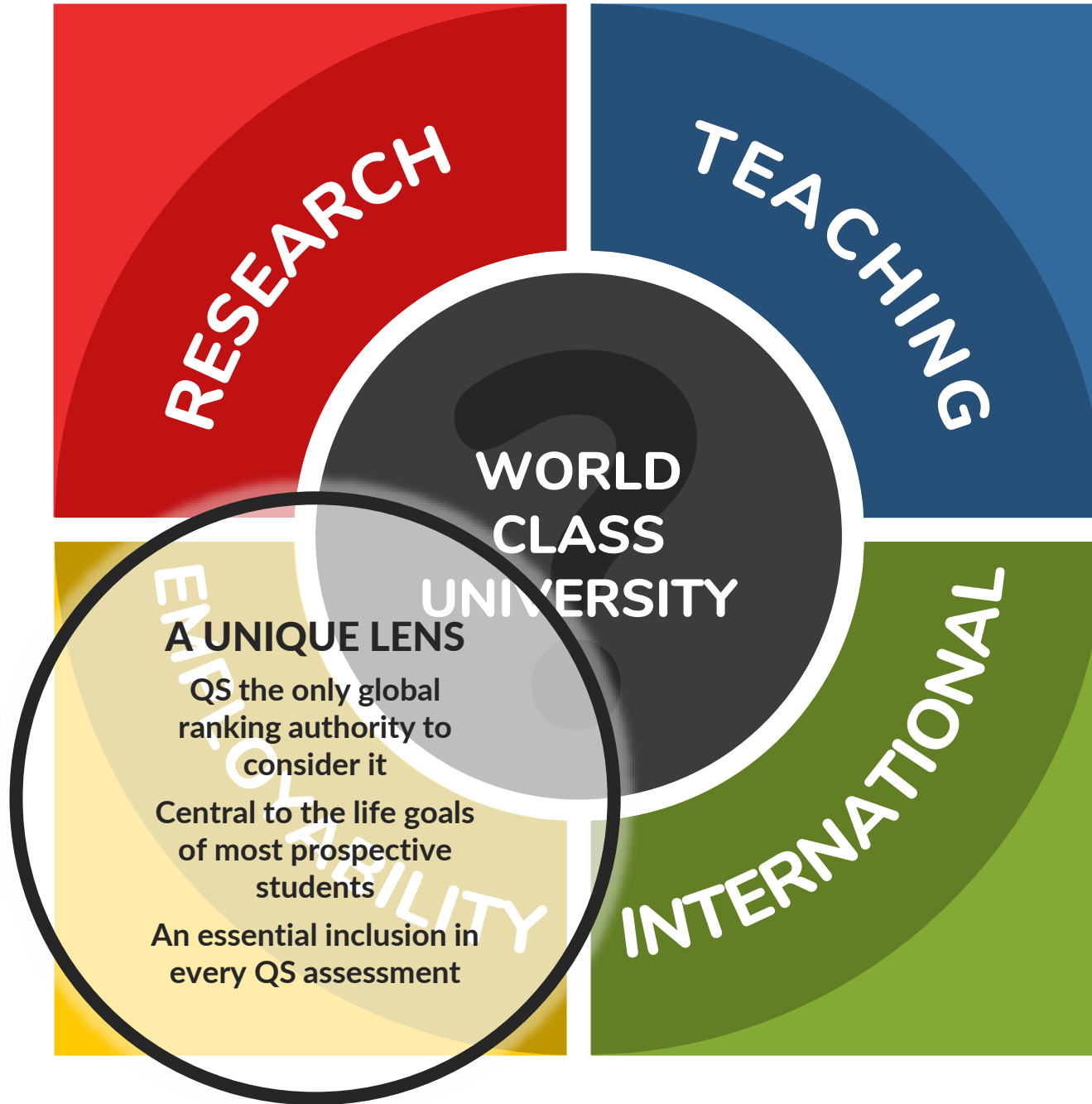
**CAREER  
DEVELOPMENT**



# WHAT STUDENTS WANT WHEN CHOOSING A UNIVERSITY



Source: "What Matters to International Students?" QS Intelligence Unit



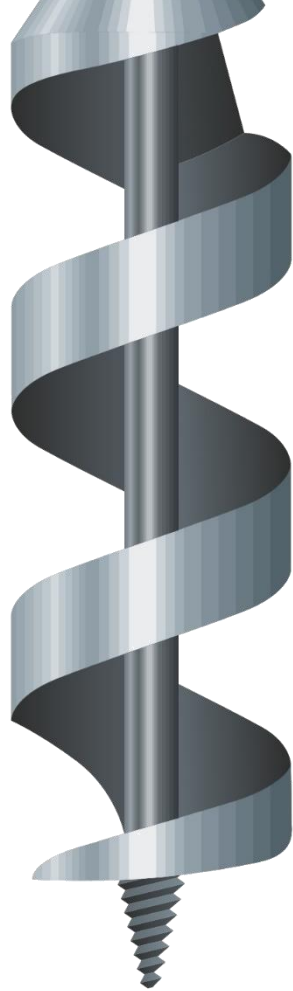


Essentially, all models  
are wrong, but  
some are useful

**GEORGE BOX**

“Accidental Statistician”  
1919-2013





BY  
REGION

BY  
SUBJECT

BY  
CONTEXT

BY  
MISSION

BY  
TYPE



BY  
REGION


ASIA

LATIN AMERICA

ARAB REGION

EECA

BRICS



BY  
SUBJECT

48 SPECIFIC  
SUBJECTS


5 BROAD AREAS

GLOBAL MBA

DISTANCE/  
ONLINE MBA

EMBA

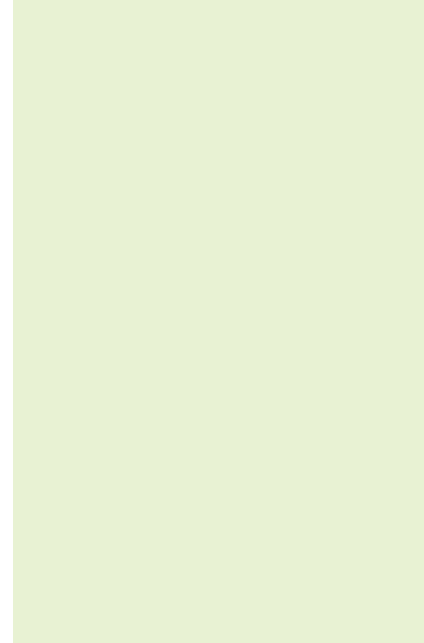
BUSINESS  
MASTERS



BY  
CONTEXT

BEST STUDENT  
CITIES

HE SYSTEMS



BY  
MISSION

GRADUATE  
EMPLOYABILITY

REIMAGINE  
EDUCATION


QS STARS




BY  
TYPE

QS  
CLASSIFICATIONS

TOP 50 UNDER 50

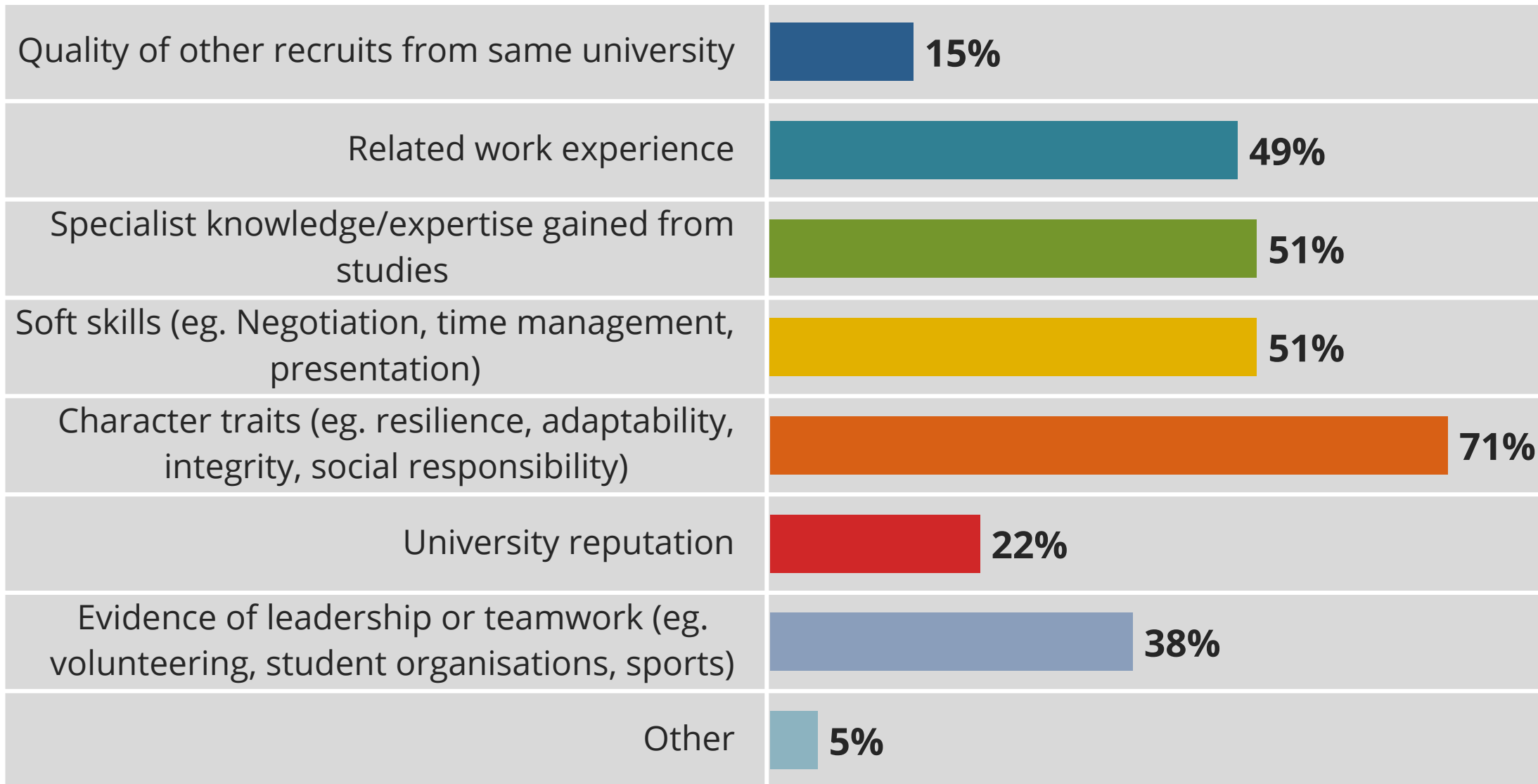





A set of achievements – skills, understandings and personal attributes – that make graduates more likely to gain employment and be successful in their chosen occupations, which benefits themselves, the workforce, the community and the economy.

**Mantz Yorke (2004)**  
**'Employability in Higher Education: what it is - what it is not'**

# WHAT EMPLOYERS WANT





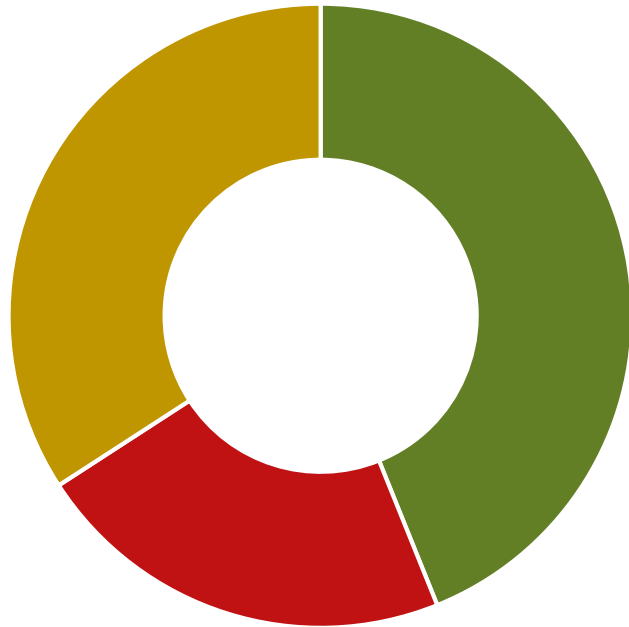
**It is not the strongest  
of the species that  
survive, nor the most  
intelligent, but the  
one most responsive  
to change**

Charles Darwin

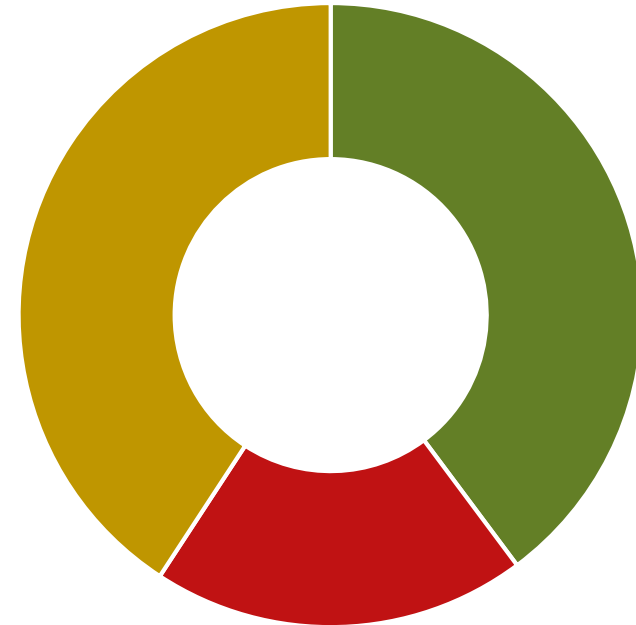


# ECONOMIC CONDITIONS NEXT YEAR

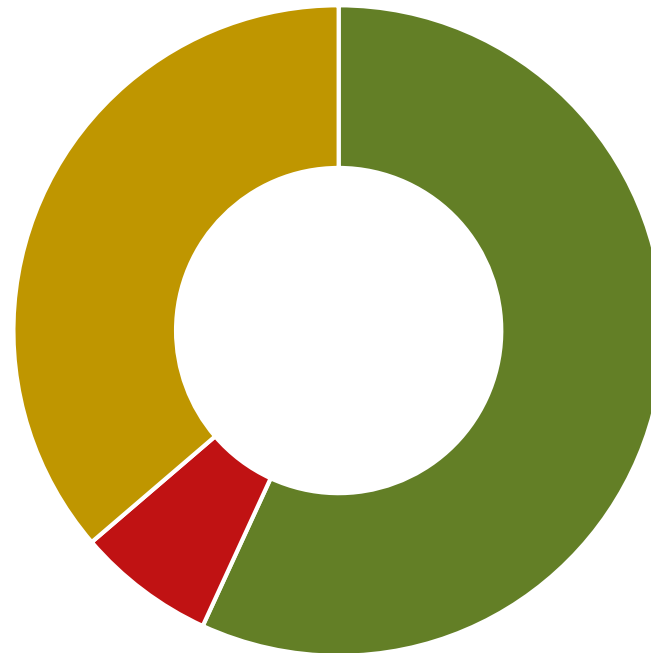
Global Economy



Country



Company

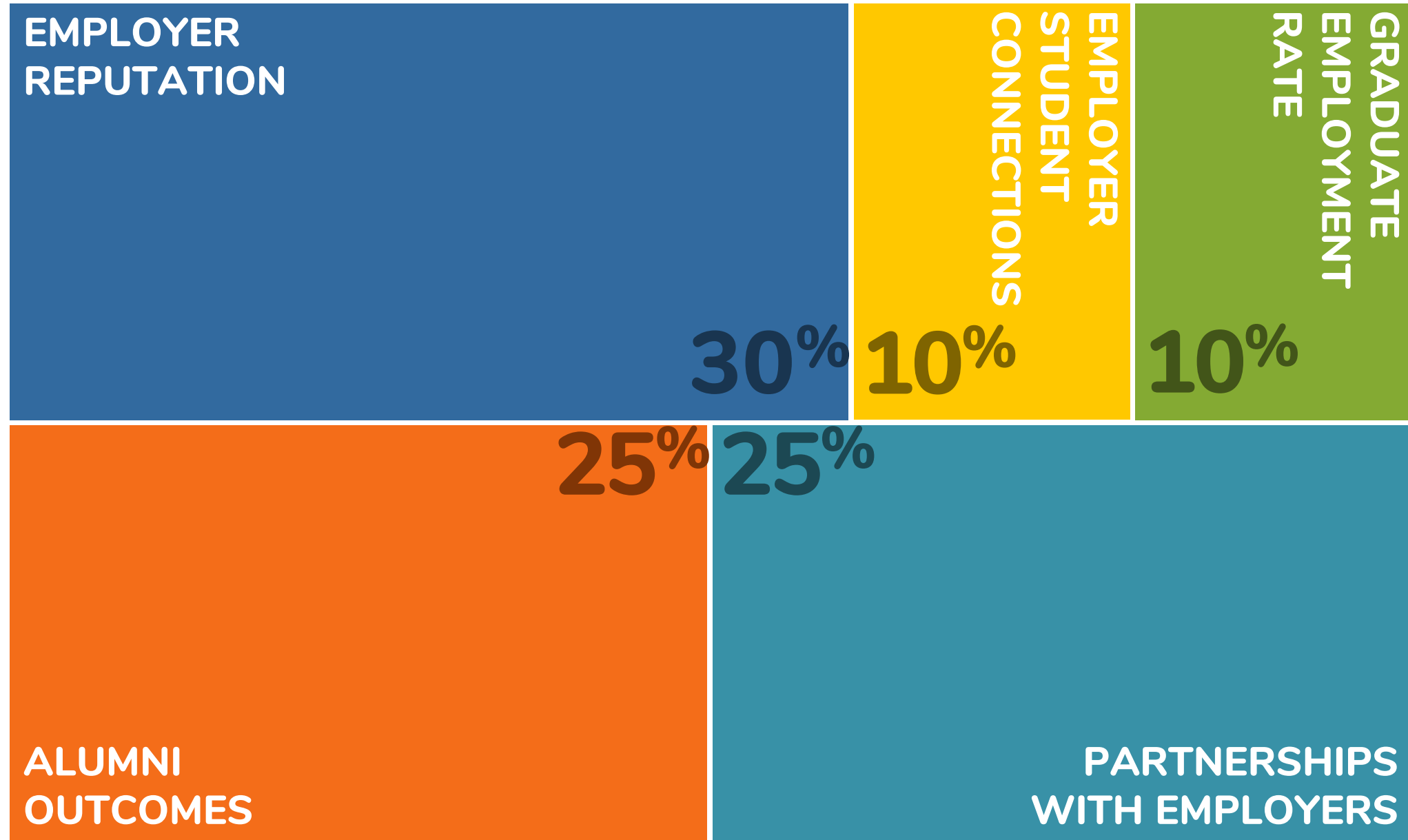


■ Get better ■ Get worse ■ Same

# SELECTION OF MEASURES

<b>VALIDATED SUBMISSIONS BY INSTITUTIONS</b>	<b>SOURCES</b>	<b>INCLUSION CRITERIA</b>	<b>GLOBAL REACH</b>
<b>SCOPUS</b>	<b>AUTONOMO US DATA COLLECTION</b>	<b>FEASIBILITY</b>	<b>RELIABILITY</b>
<b>STATISTICS AGENCIES</b>	<b>QS SURVEYS</b>	<b>DATA AVAILABILITY</b>	<b>INFLUENCE ON EMPLOYMENT</b>

# INDICATORS AND WEIGHTS



# IN NUMBERS

CONSIDERED

**650+**

UNIVERSITIES

RANKED

**500**

UNIVERSITIES

FROM

**68**

LOCATIONS

USING

**5**

INDICATORS

**41**

NEW ENTRANTS

**25%**

GROWTH ALUMNI  
OUTCOMES DATA

FROM

**42,800**

EMPLOYER  
NOMINATIONS

OVER

**39,000**

HIGH-ACHIEVERS DEGREES  
MAPPED

OVER

**190,000**

PLACEMENT  
PARTNERSHIPS



OVER



**145,000**

EMPLOYER  
CONNECTIONS



# EMPLOYER REPUTATION



 INTERNATIONAL  
 DOMESTIC

**42,862**  
EMPLOYER RESPONDENTS





**PARTNERSHIPS WITH EMPLOYERS**  
**PARTNER SHIP**

# PARTNERSHIPS WITH EMPLOYERS

## RESEARCH COLLABORATION WITH LEADING COMPANIES

## INTERNSHIP / WORK-PLACEMENT PARTNERSHIPS

Research collaboration with industry that resulted in published papers indexed on **Scopus**® (at least 3 in the 2012-2016 period)

40%

**Submitted by institutions.**

The distinct count of companies is considered.

60%

The figures are adjusted by the total FTE number of **faculty staff** for each institution.



# ALUMNI OUTCOMES



IMPACT

# SOURCES AND CRITERIA FOR MAPPING

**GLOBAL  
MEDIA  
OUTLETS**

**TOP GLOBAL/  
REGIONAL SOCIAL  
MEDIA INFLUENCERS**

**SPECIALIST  
PUBLICATIONS**

**DATA  
SOURCES**

**YOUTH LEADERSHIP  
GLOBAL/ REGIONAL  
AWARDS**

**INCLUSION  
CRITERIA**

**CREDIBILITY  
OF  
PUBLISHER**

**SELECTION  
CRITERIA**

**DIVERSIFICATION**

**GLOBAL /  
REGIONAL  
REACH**

# GitHub

## LISTS & INDIVIDUALS



# BUSINESS INSIDER



# Singularity UNIVERSITY



# 150+

# SAATCHI GALLERY

# 100,000

# Harvard Business Review

# The Best-Performing CEOs in the World

## LISTS CONSIDERED

## RECORDS



# ART SY

# EuropaNova



# VARKEY FOUNDATION



Action pour une Europe politique

Changing lives through education

# ASIAN AWARDS

HONOURING ASIAN EXCELLENCE

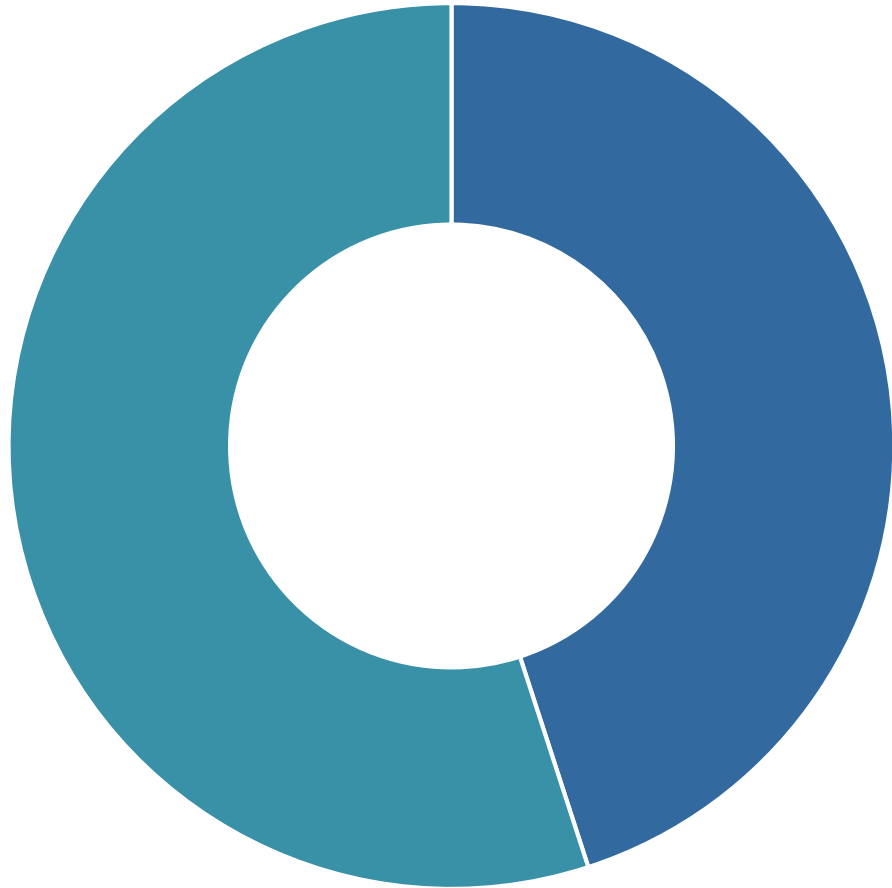


# Forbes 30 UNDER 30



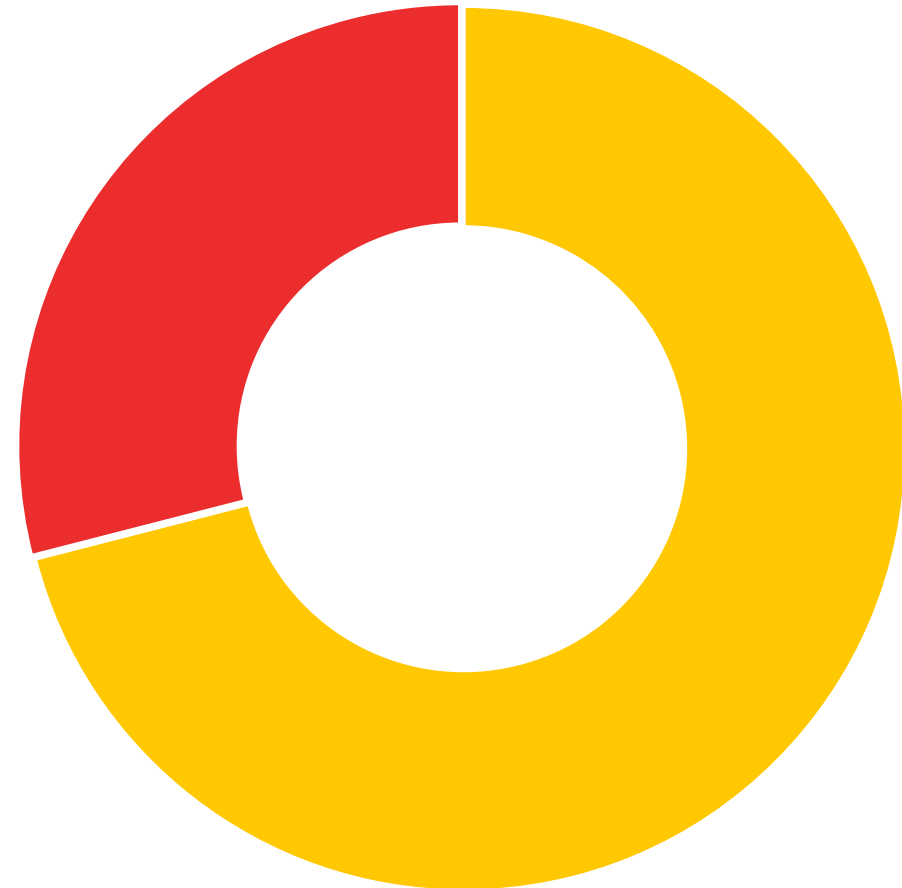
# RECORD BALANCE

## List Classification



■ Youth ■ Other

## Degrees Tracked



■ Undergrad ■ Postgrad

# EMPLOYER – STUDENT CONNECTIONS

**WE ARE  
HIRING**

Academy  
of Art  
University

Tiwah Griffith  
Academy of Art University

# EMPLOYER – STUDENT CONNECTIONS

Career fairs, interview days and employer presentation sessions can generate immediate results for recruitment and work experience. This year online events are also included. For this indicator, we defined:

## IN

- Job/career fairs on campus
- Employer presentations on campus
- Presence of companies for interview days on campus
- Other employer branding activity on campus
- Online events exclusive for your students/graduates

## OUT

- Universities
- Governments
- Central government agencies
- Lectures/workshops about other topics and non-promoting
- Off-campus events
- Promotion of vacancies online
- Banners/pop-up ads



# GRADUATE EMPLOYMENT RATE

# GRADUATE EMPLOYMENT RATE


This indicator considers the rate Employed FT/PT within 12 months after graduation and unemployed but seeking for FT employment. Definitions included and excluded from the calculations follow:

## IN

- Employed Full Time within 12 months after graduation
- Temporary workers employed full time within 12 months after graduation
- Graduates that had any full time job within the 12 months after graduation
- Part time workers

## OUT

- Unavailable to work (i.e. traveling)
- Graduates pursuing further studies
- Unemployed and not seeking for employment
- Employed Full Time over 12 months after graduation





# GRADUATE EMPLOYABILITY RANKINGS 2019

---

## ■ The Results

Co-host



UNIVERSITÉ  
DE GENÈVE

INTELLIGENCE UNIT

In partnership with

**Petrus**  
COMMUNICATIONS

# TOP 10 INSTITUTIONS BY INDICATOR



## EMPLOYER REPUTATION

WUR	Institution	
6	Cambridge	UK
5	Oxford	UK
3	Harvard	US
1	MIT	US
2	Stanford	US
137	Centrale Supélec	FR
8	Imperial	UK
38	LSE	UK
50	PSL	FR
27	Berkeley	US

## ALUMNI OUTCOMES

WUR	Institution	
3	Harvard	US
2	Stanford	US
5	Oxford	UK
19	Penn	US
1	MIT	US
16	Columbia	US
15	Yale	US
33	UCLA	US
6	Cambridge	UK
43	NYU	US

## PARTNERSHIPS

WUR	Institution	
2	Stanford	US
68	Zhejiang	CN
17	Tsinghua	CN
3	Harvard	US
28	Toronto	CA
20	Michigan	US
248=	Surrey	UK
212	Arizona State	US
1	MIT	US
156	Pol. Milano	IT

## CONNECTIONS

WUR	Institution	
415	Huazhong UST	CN
212	Arizona State	US
43	NYU	US
~541	Shandong	CN
17	Tsinghua	CN
68	Zhejiang	CN
122	Nanjing	CN
~801	Tokai	JP
100	Purdue	US
464	Beijing Inst. Tech.	CN

## EMPLOYMENT RATE

WUR	Institution	
355	MGIMO	RU
156	Pol. Milano	IT
387	Pol. Torino	IT
~601	Taylor's	MY
264	IITM (Madras)	IN
9	Chicago	US
275	Nacional de Colombia	CO
65	Ecole Polytechnique	FR
250	Macquarie	AU
178	ITESM	MX



# INSTITUTIONS BY INDICATOR

WUR	Institution	
6	Cambridge	UK
5	Oxford	UK
3	Harvard	US
1	MIT	US
2	Stanford	US
137	Centrale Supélec	FR
8	Imperial	UK
38	LSE	UK
50	PSL	FR
27	Berkeley	US

## ALUMNI COMES

WUR	Institution	
1	Harvard	US
2	MIT	US
3	Stanford	US
4	Cambridge	UK
5	Oxford	UK
6	Cambridge	UK
7	Cambridge	UK
8	Imperial	UK
9	Cambridge	UK
10	Cambridge	UK
11	Cambridge	UK
12	Cambridge	UK
13	Cambridge	UK
14	Cambridge	UK
15	Cambridge	UK
16	Cambridge	UK
17	Cambridge	UK
18	Cambridge	UK
19	Cambridge	UK
20	Cambridge	UK
21	Cambridge	UK
22	Cambridge	UK
23	Cambridge	UK
24	Cambridge	UK
25	Cambridge	UK
26	Cambridge	UK
27	Berkeley	US
28	Cambridge	UK
29	Cambridge	UK
30	Cambridge	UK
31	Cambridge	UK
32	Cambridge	UK
33	Cambridge	UK
34	Cambridge	UK
35	Cambridge	UK
36	Cambridge	UK
37	Cambridge	UK
38	LSE	UK
39	Cambridge	UK
40	Cambridge	UK
41	Cambridge	UK
42	Cambridge	UK
43	Cambridge	UK
44	Cambridge	UK
45	Cambridge	UK
46	Cambridge	UK
47	Cambridge	UK
48	Cambridge	UK
49	Cambridge	UK
50	PSL	FR
51	Cambridge	UK
52	Cambridge	UK
53	Cambridge	UK
54	Cambridge	UK
55	Cambridge	UK
56	Cambridge	UK
57	Cambridge	UK
58	Cambridge	UK
59	Cambridge	UK
60	Cambridge	UK
61	Cambridge	UK
62	Cambridge	UK
63	Cambridge	UK
64	Cambridge	UK
65	Cambridge	UK
66	Cambridge	UK
67	Cambridge	UK
68	Zhejiang	CN
69	Cambridge	UK
70	Cambridge	UK
71	Cambridge	UK
72	Cambridge	UK
73	Cambridge	UK
74	Cambridge	UK
75	Cambridge	UK
76	Cambridge	UK
77	Cambridge	UK
78	Cambridge	UK
79	Cambridge	UK
80	Cambridge	UK
81	Cambridge	UK
82	Cambridge	UK
83	Cambridge	UK
84	Cambridge	UK
85	Cambridge	UK
86	Cambridge	UK
87	Cambridge	UK
88	Cambridge	UK
89	Cambridge	UK
90	Cambridge	UK
91	Cambridge	UK
92	Cambridge	UK
93	Cambridge	UK
94	Cambridge	UK
95	Cambridge	UK
96	Cambridge	UK
97	Cambridge	UK
98	Cambridge	UK
99	Cambridge	UK
100	Cambridge	UK

## PARTNERSHIPS

WUR	Institution	
2	Stanford	US
68	Zhejiang	CN
17	Tsinghua	CN
3	Harvard	US
28	Toronto	CA
20	Michigan	US
248=	Surrey	UK
212	Arizona State	US
1	MIT	US
156	Pol. Milano	IT

## CONNECTIONS

WUR	Institution	
415	Huazhong UST	CN
212	Arizona State	US
43	NYU	US
~541	Shandong	CN
17	Tsinghua	CN
68	Zhejiang	CN
122	Nanjing	CN
~801	Tokai	JP
100	Purdue	US
464	Beijing Inst. Tech.	CN

## EMPLOYMENT RATE

WUR	Institution	
355	MGIMO	RU
156	Pol. Milano	IT
387	Pol. Torino	IT
~601	Taylor's	MY
264	IITM (Madras)	IN
9	Chicago	US
275	Nacional de Colombia	CO
65	Ecole Polytechnique	FR
250	Macquarie	AU
178	ITESM	MX

# INSTITUTIONS BY INDICATOR

## EMPLOYER REPUTATION

WUR	Institution
6	Cambridge
5	Oxford
3	Harvard
1	MIT
2	Stanford
137	Centrale Supélec
8	Imperial
38	LSE
50	PSL
27	Berkeley

WUR	Institution	
3	Harvard	US
2	Stanford	US
5	Oxford	UK
19	Penn	US
1	MIT	US
16	Columbia	US
15	Yale	US
33	UCLA	US
6	Cambridge	UK
43	NYU	US

## PARTNERSHIPS

Institution	
Stanford	US
Zhejiang	CN
Tsinghua	CN
Harvard	US
Toronto	CA
Michigan	US
Surrey	UK
Arizona State	US
MIT	US
Pol. Milano	IT

## CONNECTIONS

WUR	Institution	
415	Huazhong UST	CN
212	Arizona State	US
43	NYU	US
~541	Shandong	CN
17	Tsinghua	CN
68	Zhejiang	CN
122	Nanjing	CN
~801	Tokai	JP
100	Purdue	US
464	Beijing Inst. Tech.	CN

## EMPLOYMENT RATE

WUR	Institution	
355	MGIMO	RU
156	Pol. Milano	IT
387	Pol. Torino	IT
~601	Taylor's	MY
264	IITM (Madras)	IN
9	Chicago	US
275	Nacional de Colombia	CO
65	Ecole Polytechnique	FR
250	Macquarie	AU
178	ITESM	MX

# TOP 10 INS<sup>T</sup> INDICATOR



## EMPLOYER REPUTATION

WUR	Institution	
6	Cambridge	UK
5	Oxford	UK
3	Harvard	US
1	MIT	US
2	Stanford	US
137	Centrale Supélec	FR
8	Imperial	UK
38	LSE	UK
50	PSL	FR
27	Berkeley	US

## ALUMNI OUTCOMES

WUR	Institution	
3	Harvard	
2	Stanford	
5	Oxford	
19	Penn	
1	MIT	
16	Columbia	
15	Yale	
33	UCLA	
6	Cambridge	
43	NYU	

WUR	Institution	
2	Stanford	US
68	Zhejiang	CN
17	Tsinghua	CN
3	Harvard	US
28	Toronto	CA
20	Michigan	US
248=	Surrey	UK
212	Arizona State	US
1	MIT	US
156	Pol. Milano	IT

## CONNECTIONS

Institution	
Huazhong UST	CN
Arizona State	US
NYU	US
Shandong	CN
Tsinghua	CN
Zhejiang	CN
Nanjing	CN
Tokai	JP
Purdue	US
Beijing Inst. Tech.	CN

## EMPLOYMENT RATE

WUR	Institution	
355	MGIMO	RU
156	Pol. Milano	IT
387	Pol. Torino	IT
~601	Taylor's	MY
264	IITM (Madras)	IN
9	Chicago	US
275	Nacional de Colombia	CO
65	Ecole Polytechnique	FR
250	Macquarie	AU
178	ITESM	MX



# TOP 10 INSTITUTIONS



## EMPLOYER REPUTATION

WUR	Institution	
6	Cambridge	UK
5	Oxford	UK
3	Harvard	US
1	MIT	US
2	Stanford	US
137	Centrale Supélec	FR
8	Imperial	UK
38	LSE	UK
50	PSL	FR
27	Berkeley	US

## ALUMNI OUTCOMES

WUR	Institution	
3	Harvard	US
2	Stanford	US
5	Oxford	UK
19	Penn	US
1	MIT	US
16	Columbia	US
15	Yale	US
33	UCLA	US
6	Cambridge	UK
43	NYU	US

## PARTNERSHIP

WUR	Institution
2	Stanford
68	Zhejiang
17	Tsinghua
3	Harvard
28	Toronto
20	Michigan
248=	Surrey
212	Arizona State
1	MIT
156	Pol. Milano

WUR	Institution	
415	Huazhong UST	CN
212	Arizona State	US
43	NYU	US
~541	Shandong	CN
17	Tsinghua	CN
68	Zhejiang	CN
122	Nanjing	CN
~801	Tokai	JP
100	Purdue	US
464	Beijing Inst. Tech.	CN

## EMPLOYMENT RATE

Institution	
MGIMO	RU
Pol. Milano	IT
Pol. Torino	IT
Taylor's	MY
IITM (Madras)	IN
Chicago	US
Nacional de Colombia	CO
Ecole Polytechnique	FR
Macquarie	AU
ITESM	MX



# TOP 10 INSTITUTIONS BY IND



## EMPLOYER REPUTATION

WUR	Institution	
6	Cambridge	UK
5	Oxford	UK
3	Harvard	US
1	MIT	US
2	Stanford	US
137	Centrale Supélec	FR
8	Imperial	UK
38	LSE	UK
50	PSL	FR
27	Berkeley	US

## ALUMNI OUTCOMES

WUR	Institution	
3	Harvard	US
2	Stanford	US
5	Oxford	UK
19	Penn	US
1	MIT	US
16	Columbia	US
15	Yale	US
33	UCLA	US
6	Cambridge	UK
43	NYU	US

## PARTNERSHIPS

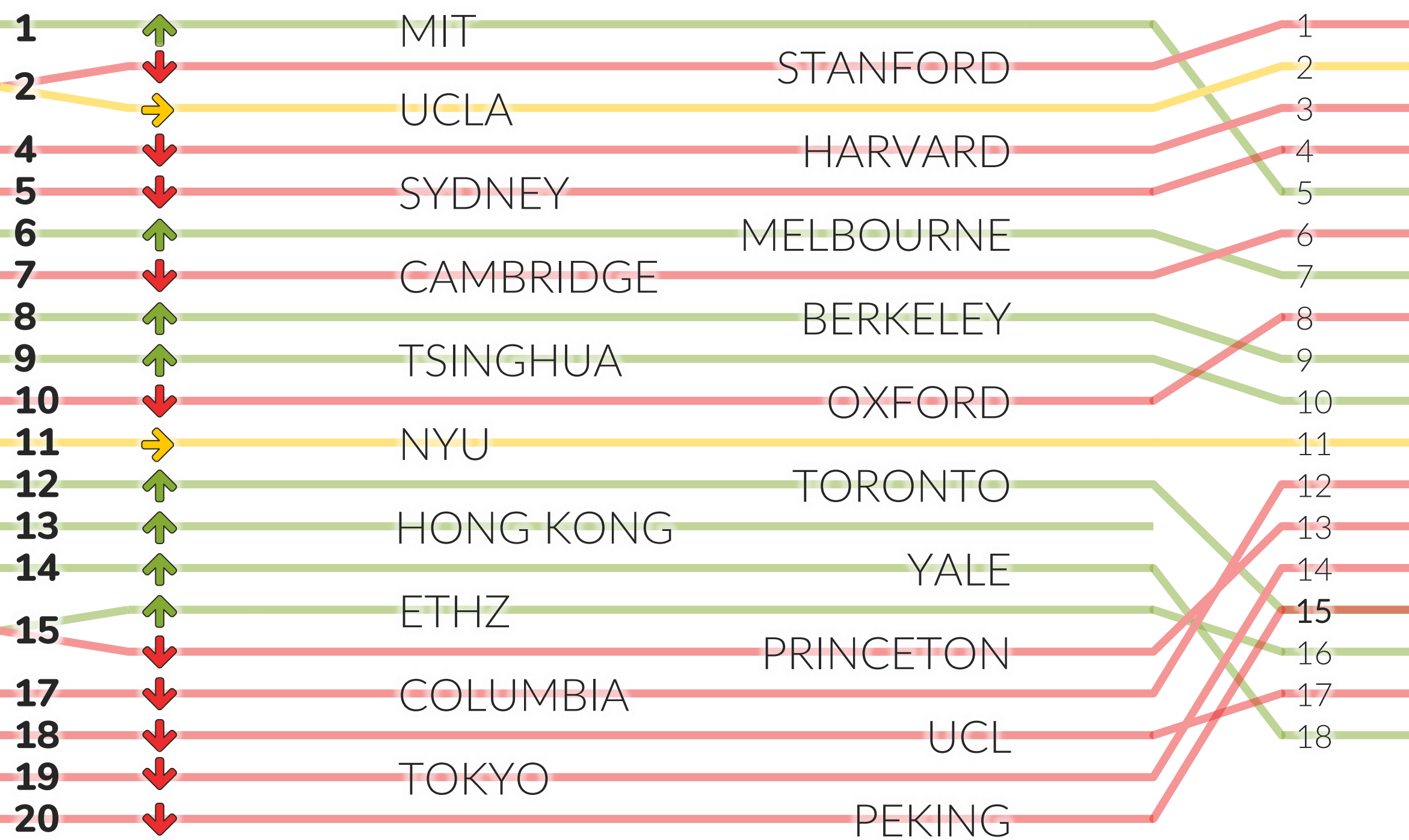
WUR	Institution	
2	Stanford	US
68	Zhejiang	CN
17	Tsinghua	CN
3	Harvard	US
28	Toronto	CA
20	Michigan	US
248=	Surrey	UK
212	Arizona State	US
1	MIT	US
156	Pol. Milano	IT

## CONNECTIONS

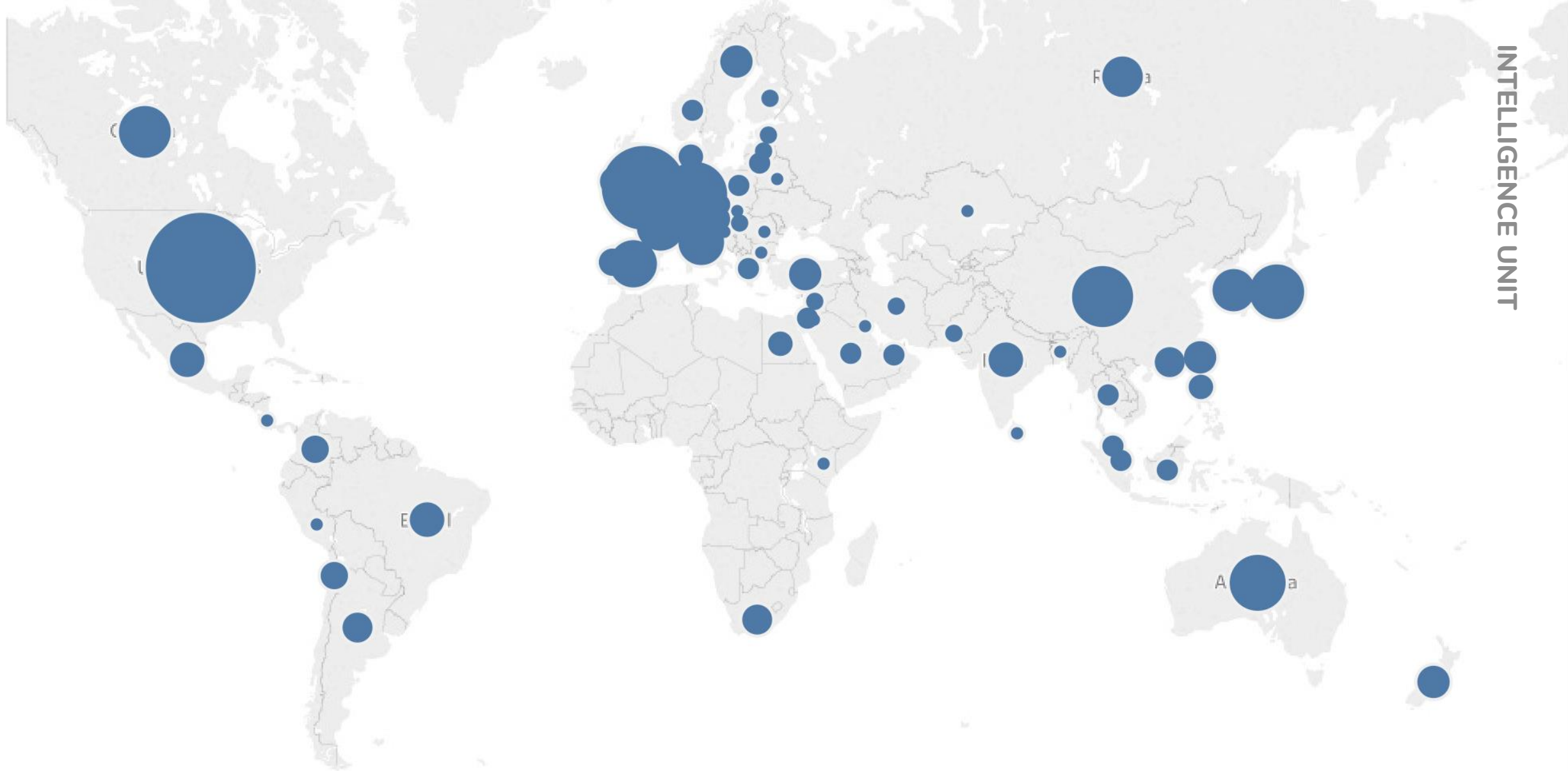
WUR	Institution
415	Huazhong
212	Arizona St
43	NYU
~541	Shandong
17	Tsinghua
68	Zhejiang
122	Nanjing
~801	Tokai
100	Purdue
464	Beijing Ins Tech.

WUR	Institution	
355	MGIMO	RU
156	Pol. Milano	IT
387	Pol. Torino	IT
~601	Taylor's	MY
264	IITM (Madras)	IN
9	Chicago	US
275	Nacional de Colombia	CO
65	Ecole Polytechnique	FR
250	Macquarie	AU
178	ITESM	MX



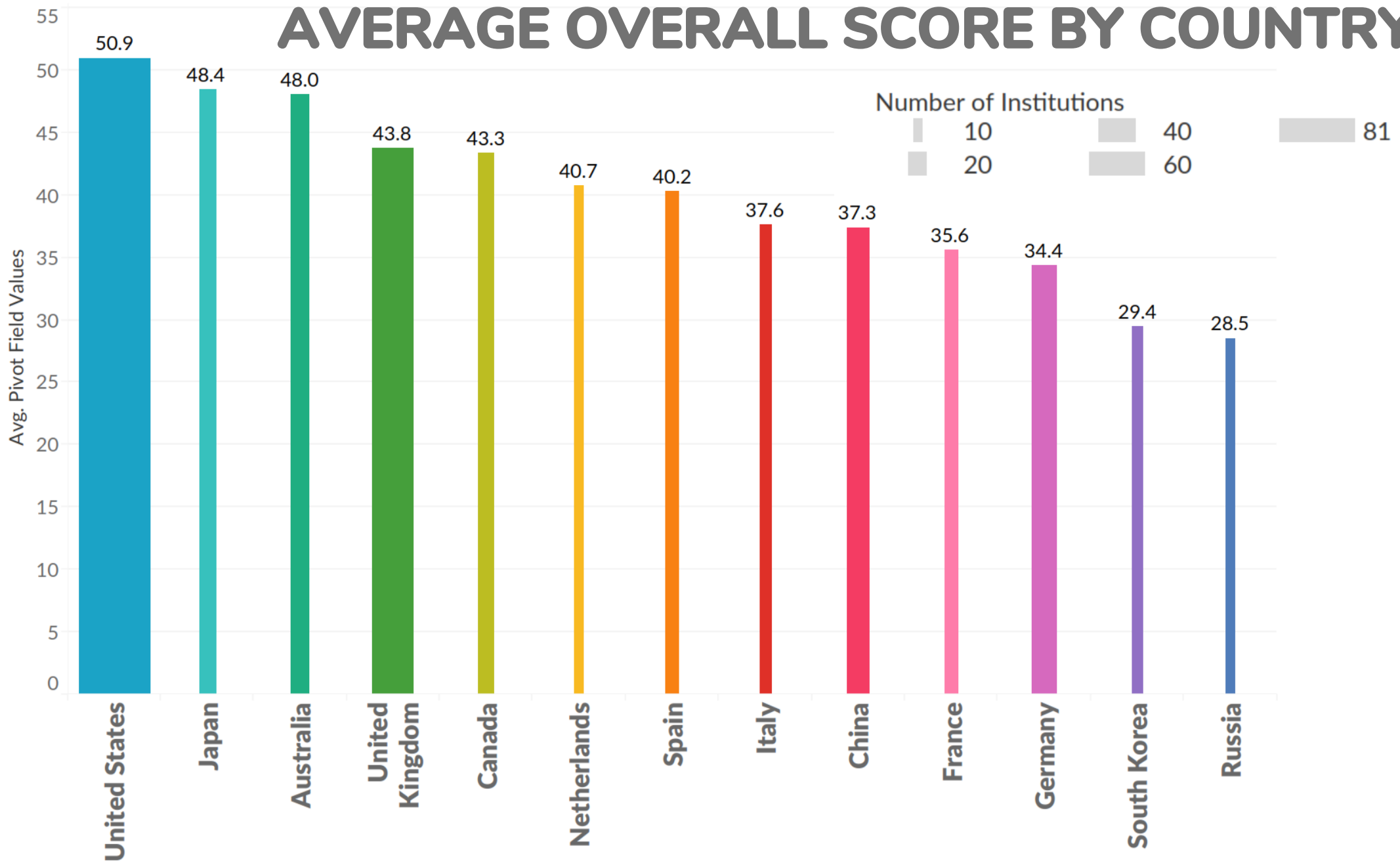


# TOP 500 INSTITUTIONS – WORLD MAP



INTELLIGENCE UNIT

# AVERAGE OVERALL SCORE BY COUNTRY



**#UpgradeMyFuture**



# THANK YOU



[www.topuniversities.com](http://www.topuniversities.com) | [www.iu.qs.com](http://www.iu.qs.com)



[ben@qs.com](mailto:ben@qs.com) | [rankings@qs.com](mailto:rankings@qs.com) | [intelligenceunit@qs.com](mailto:intelligenceunit@qs.com)



[facebook.com/universityrankings](https://facebook.com/universityrankings)



[@bensowter](https://twitter.com/bensowter) | [@worlduniranking](https://twitter.com/worlduniranking) | [#QSWUR](https://twitter.com/hashtag/QSWUR)



[linkedin.com/in/bensowter](https://linkedin.com/in/bensowter)



QS World University Rankings

